



310-4278

HART

OILFIELD RENTALS



- **HART - Drayton Valley** - Head Office & Main Yard
-Servicing Rocky Mountain House, Red Deer & surrounding area
- **HART - Whitecourt** - Office & Yard
-Servicing Edson, Hinton, Fox Creek & surrounding area
- **HART - Grande Prairie** - Office & Yard
-Servicing Grande Cache & surrounding area

- **ARTIC THERM INTERNATIONAL**
- Servicing Alberta & B.C.
- **EVOLUTION POWER PROJECTS**
- Servicing Alberta & B.C.
- **WESTAR OILFIELD RENTALS**
- Servicing B.C.

EQUIPMENT RENTAL GUIDE

Specializing In:

- Wellsite Accommodations
- Wheeled Combo Units
- Power Generation
- Light Towers
- Stadium Lighting
- Waste Holding
- Wellhead Scaffolding
- Facility Scaffolding
- Flameless Heat
- Natural Gas Power
- ... and much more!

Infrastructure & Surface Rentals

Industrial | Oilfield | Construction | Facility

Double Ender



Double Ender

12ft & 14ft wide by 60ft accommodations with standard amenities.



Single Ender

Single Ender

12ft by 60ft living accommodations with a separate office / entry space.



Command Center

Command Center

12ft by 60ft with an office on each side, common area and kitchenette in the middle.



Open Meeting

Open Meeting

- 12ft by 60ft open concept.
- 2 - 400lb propane pigs.
- Tables & chairs
- Fridge, microwave, coffee pot, water cooler.



Office Trailers

Office Trailer

Wheeled office / medic / meeting trailer with standard amenities.



Roughneck Pull Trailer

Roughneck Pull Trailer

- All the amenities of a home on wheels!
- Desk, dining table, TV w/satellite, full kitchen, washroom w/shower & bedroom.
- Winter capable & able to haul fully loaded.





LT 6kW

6kW Light Tower

- 4 L.E.D. lights.
- Hydraulic mast.
- 30amp and 110v plug-ins.



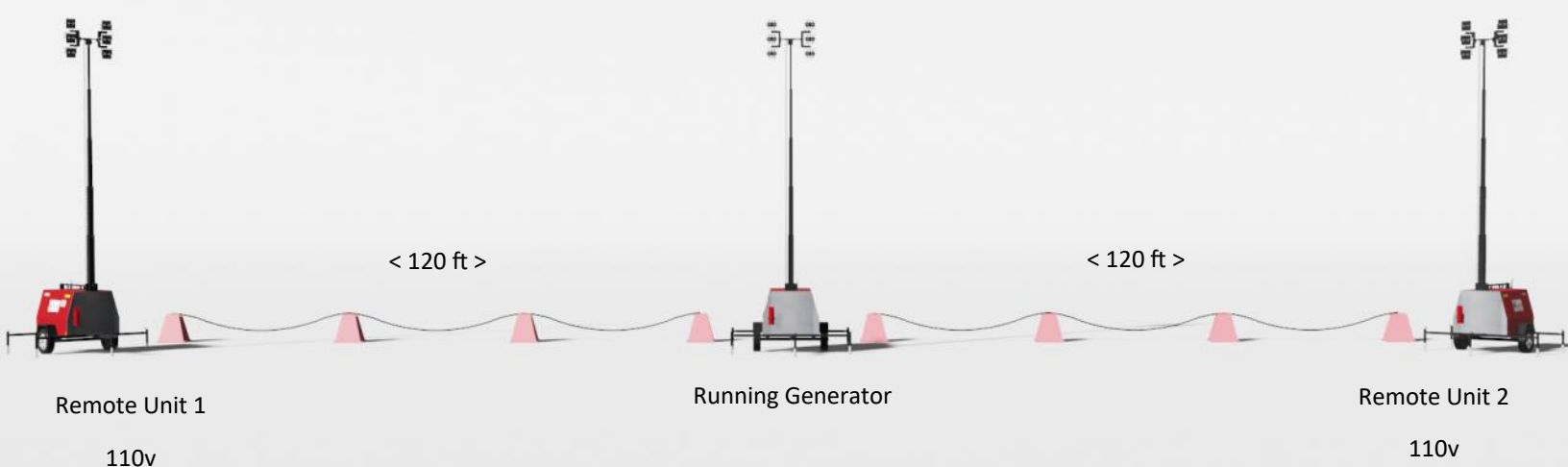
LT 20kW

HYBRID

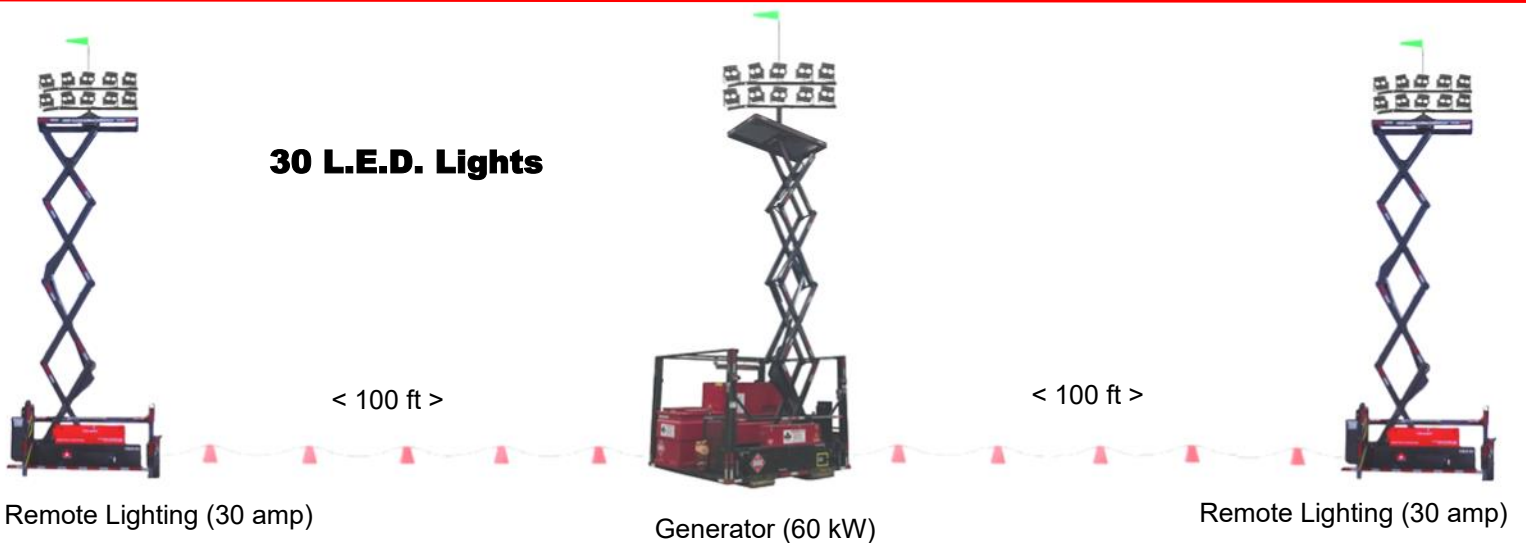
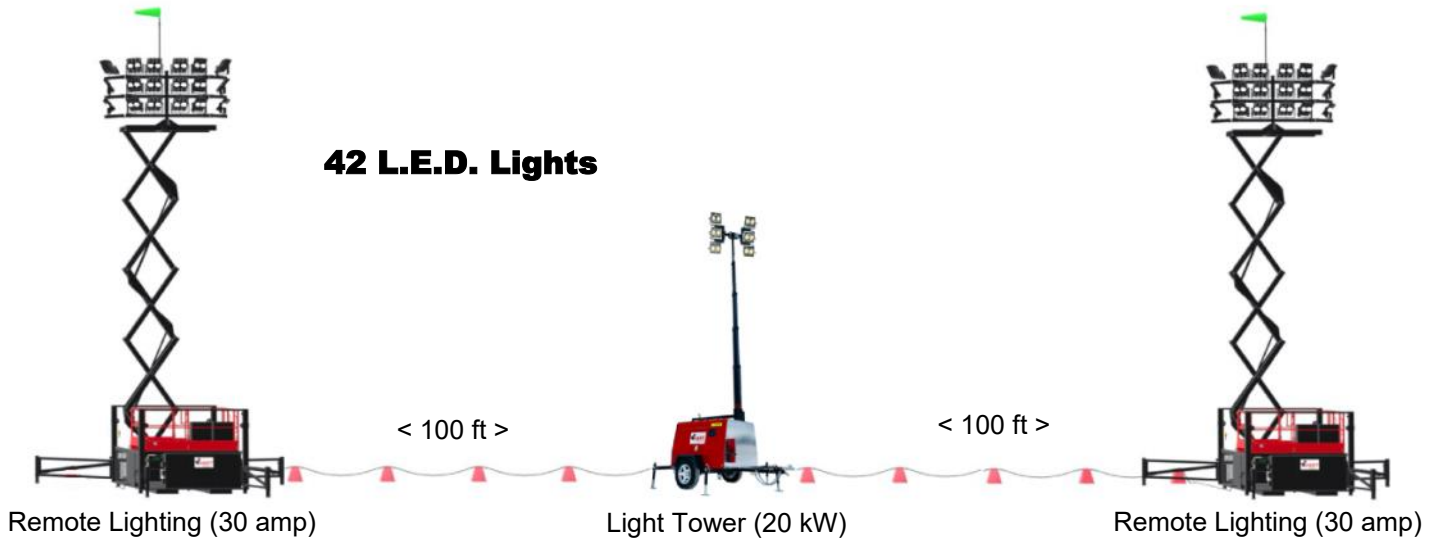
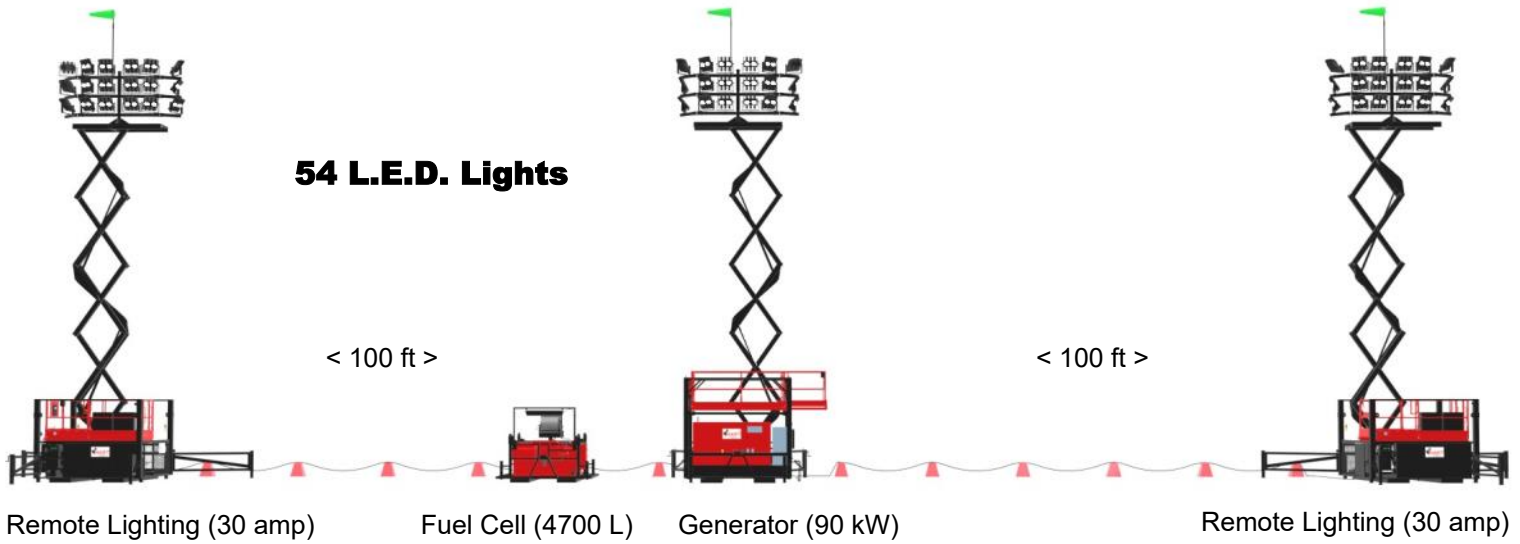
20kW Light Tower

- 6 L.E.D. lights.
- Hydraulic mast.
- 30amp and 110v plug-ins.

Below shows one running light tower with the remote units using a 110v cord plug in eliminating two running motors in this configuration.



Some of the **Power & Lighting** spreads available with our equipment are below. Less running motors and more lighting than standard setups with our **Hybrid** equipment!



MCS

Mobile Combo Support

- His & Hers heated restrooms.
- Oil waste storage compartment.
- Garbage storage containment.
- 2000 liter fuel storage with hose reel.
- Hydraulic L.E.D. light stand.
- 30kW quiet pack generator.



MCSM

HYBRID

Mobile Combo Support Mini

- 2 restrooms, 20kW and 25kW generator with distribution
- 6 L.E.D lights
- 1000 liter fuel tank with pump and meter.



BLT

HYBRID

Big Light Tower

- 30kW generator.
- 12 L.E.D. lights.
- 1500 liter fuel tank for extended run time.
- Multiple 30amp, 110v and also includes 1 - 60amp 4 wire 4 pole plug.



PPG

Porta Potty Garbage

- 2 restrooms
- 4yd garbage bin

FIRE SUPPRESSION

- 2800 liters water
- 400 bbl connection
- Fire Pump w/hoses / nozzles
- Pulaskis / Shovels



CSG




Combo Scissor Generator

- 60kW generator.
- 10 L.E.D. lights.
- 1000 liter fuel.
- Power distribution with multiple plug-in types.
- Can connect the Combo Fuel skid for extended run time.

CSG V2

Combo Scissor Generator V2

- 90kW generator.
- 18 L.E.D. lights.
- 630 liter fuel.
- Power distribution with multiple plug-in types.
- Can connect the Combo Fuel skid for extended run time.



CSLS

Combo Scissor Light Stand

- 10 L.E.D. lights.
- 100ft plug-in.
- 34ft hydraulic scissor mast.



CSLT

Combo Scissor Light Stand

- 18 L.E.D. lights.
- 100ft plug-in.
- 45ft hydraulic scissor mast.



LSP

Light Stand Portable

- 4 L.E.D. lights.
- 34ft hydraulic mast.
- Can be run in series with a 30amp 100ft cord
- Small footprint for space sensitive areas.



HYBRID

Stadium Light Tower

- 20kW & 45kW generators.
- 18 L.E.D. lights.
- 65ft hydraulic mast.

SLT





Winch Truck Combo Skid

- Haul multiple combo modules on a winch truck loadable skid.
- Easy to switch out modules so you can “pick” what units you require for your jobsite.

(Left: 2 -18 Light LED Stands, 4700 Liter Fuel Cube, Dual 100kW Generators)



CDG

Combo Double Generator

- 60kW to 100kW models.
- Power distribution.
- Manual & auto transfer switch models.

Distribution Panel Carts

- 30amp & 60amp.
- Various types and sizes of receptacles.
- Foam filled wheels.

DPC



Fuel Storage

- Double walled.
- Large capacity options available upon request.
- 3000 liter to 4700 liter.



CF & DT





DWC

Deluxe Wash Car

Large flow volumes with internal water storage, hot water supply and multiple washroom fixtures.

-Separated men's & woman's entrances.

-Optional: Self Contained



CWC

Combo Wash Car

-His & Hers heated washrooms.

-Hot & cold running water.

-Flush toilets.

-Water storage.



ST

Sewer Tank

Skidded sewer tanks with high level alarm.



CST

Combo Sewer Tank

-10 cubic meter capacity.

-High level alarm.



WT

Water Tank

Skidded water tanks with low level alarm and an internal distribution system.



CWT

Combo Water Tank

-10 cubic meter capacity.

-Low level alarm.

Scaffolding



Scaffolding

Wellhead | Monoline

We have the equipment, experience and ability to provide a scaffolding service that will suit your job requirements.

- Customized to any design required for efficiency and safety.
- Erected by SAIA certified scaffolders.
- We have wellhead scaffold mats to make a secure building foundation.



Scaffold Tarping

Scaffold Tarping

Keep the scaffold work area warm and out of the elements with our scaffold tarping systems, work safer and more efficiently!



Scaffold Mats

Scaffold Wellhead Mats

Designed to give a stable base around a wellhead for scaffold or any other structure. Keep the area clean and level with use of our scaffold mats!



Scaffolding

Facility | Turnarounds | Construction | Maintenance



Facility scaffolding is a critical component in construction and maintenance projects, providing a safe and sturdy platform for workers to access elevated areas of a facility. It not only enhances safety but also contributes to the overall productivity of a project by facilitating access to hard-to-reach places, making repairs, inspections, and construction work more manageable. Facility scaffolding is a testament to the importance of careful planning and execution in construction, ensuring that workers have the necessary support to get the job done safely and effectively.





Site Service & Setup

We also service the equipment we provide!

- Technical staff for maintenance, service & troubleshooting.
- Full Rig-in & Rig-out of equipment.



Hook Truck

Haul up to 4 combo modules to site and setup in no time with our hook truck and trailer loading system.



Trucking & Dispatch

As well as hauling our own equipment we also work with certified trucking companies and can help with organizing your site requirements for equipment transportation and trucking services.



Infrastructure & Surface RENTALS



Wellsite Accommodations & Pull Trailers
Various types are available to suit your job tasks and site layout.



- Available Models**
- Roughneck Trailer
 - Office Trailer
 - Double Ender - 12' & 14'
 - Command Center
 - Open Meeting
 - Deluxe Washcar



INFRASTRUCTURE & SURFACE RENTALS

Design, Setup, Maintenance, and Teardown. We can help you along the way to keep your job running efficiently.

REQUEST QUOTE

310-4278

www.hartoil.com

Media

Join us on social media as we put out content often!



Contact Us

310-HART (4278)

www.hartoil.com

Drayton Valley | Whitecourt | Grande Prairie

VISIT www.hartoil.com



200kW
Portable, stacking units allowing for scalability to 1MW



333kW
Clean, continuous power



Cording
Power distribution with panels and cording

Flameless Heaters

Wellhead Heating | Tank Coating | Thawing | Fresh Air Circulation & Heating |
Grain Drying | Pipe Expansion

Flameless heat helps in many ways. Warm workspaces, thawing applications,
breathable hot air and much more...



ATI 500

77 C / 171 F
600,000 BTU
6,000 CFM



ATI 625

82 C / 171 F
625,000 BTU
4,500 CFM



ATI 900

82 C / 180 F
1,200,000 BTU
7,200 CFM

Big jobs require big HEAT.
We have those too!



ATI 1200 | 2500 | 3000

99 - 110 C / 210 - 230 F
1,300,000 - 3,300,000 BTU
8,500 - 15,000 CFM



Industrial | Oil & Gas | Commercial
Utility | Construction





ATI 1800

85 C / 185 F

1,800,000 BTU

20,000 CFM



ATI E150

135 C / 275 F

Up to 512,500 BTU

Up to 14,500 CFM

Natural Gas / Propane Heaters

No Flame | No Fumes | No fuss



ATI TD650

82 C / 180 F

650,000 BTU

7,200 CFM



Hart Oilfield Rentals Ltd.

6306 54th Ave Bohnella Industrial Park
Drayton Valley, AB.
T7A 1R8

E info@hartoil.com
P (780) 514-8854
W hartoil.com

Hart Oilfield Rentals Ltd.

3385 33ST
Whitecourt, AB.
T7S1X4

E info@hartoil.com
P (587) 414-0181
W hartoil.com

Hart Oilfield Rentals Ltd.

24 - 60051 AB - 668
Grande Prairie, AB.
T8W 5A8

E info@hartoil.com
P (780) 814-9299
W hartoil.com

Westar Oilfield Rentals Inc.

11650 MacLean Rd
Fort St. John, BC.
V1J 4M7

E info@westaroilfieldrentals.com
P (250) 263-9444
W westaroilfieldrentals.com

Artic Therm International Ltd.

9502 87th Ave
Morinville, AB.
T8R 1K6

E info@artictherm.com
P (780) 939-3141
W artictherm.com

Evolution Power Systems Inc.

10433 269 Road
Charlie Lake, BC.
T0C 1H0

E info@evolutionpower.ca
P (250) 261-6622
W evolutionpower.ca

WWW.ENTERPRISEGRP.CA

Investing in
GROWTH

TSX: E | OTC: ETOLF



WORKING TOGETHER FOR YOU

Enterprise Group of Companies all work together to ensure, big or small, we get the job done right and safely on time. We are strategically located across western Canada to serve you and your project with the highest quality products and services.

For more information, call your closest Enterprise Group member, and let us show you what we can do.